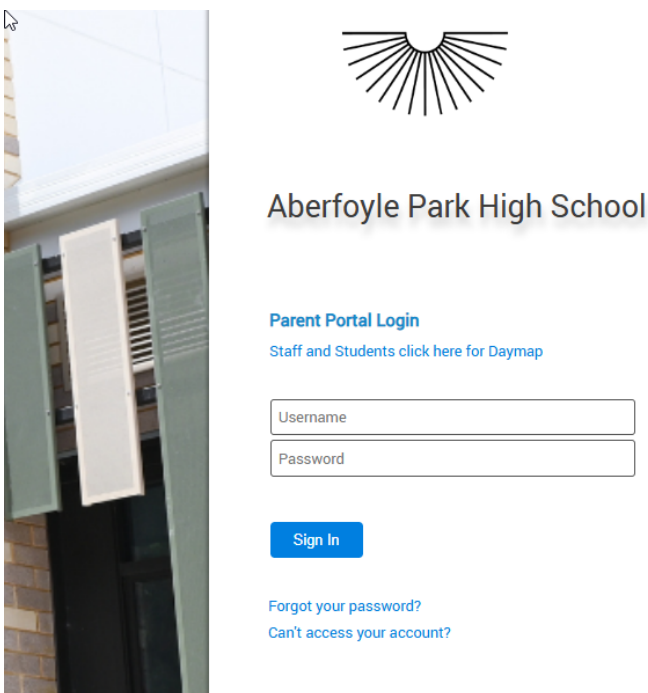


Daymap Connect is an extension of the Daymap Learning Management System. It is a Parent Portal and combines communication and student management, providing parents with access to key school and student information on their child's learning behaviour, progress and performance.

Accessing Daymap Connect

Daymap Connect can be accessed using a login and password per parent (with the option to provide multiple logins). The easy-to-use system allows parents to access details for all their children enrolled in the school, anywhere and anytime.

The Daymap Connect log in screen is shown below. This can be found by going to the URL, <https://aphs.daymap.net/daymapconnect>



To create a new account as a new user, select the Can't access your account? option. Once prompted on the next screen, enter your email address (this must be the email registered at the school).

Once details have been entered, click on Reset Password. A username and password will be sent to your email account.

Parent Password Reset

Enter the email address you have registered with the school. A link to set your password will be emailed to you.

Email

[Reset Password](#)

[Click here to log on to Daymap Connect](#)

Daymap Connect

Depending on the way your school has configured it, it is possible that not all features and tabs will be visible to you. A reduced access mode prevents access to sensitive student information and might be used by the school if you have not completed any required identity checks.

Daymap Connect is navigated via the tabs on the left side of the window to view messages, a calendar of events, school notices and account details.

Schools can customise which tabs are used; therefore, your parent portal may not look exactly like the images below.

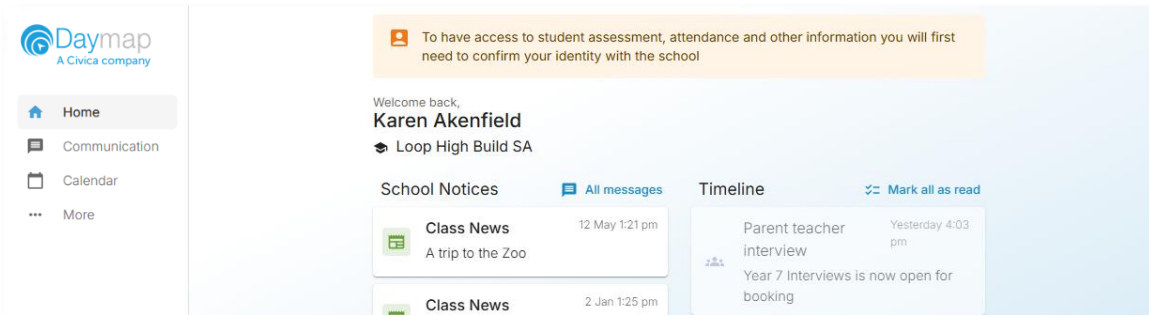
Home

This is the main page of the Parent Portal. On this page you will see recent messages and upcoming events. Click on a student icon to access information specific to each student (please note: if you have reduced access, you will not see or be able to access individual student information.)

Full Access

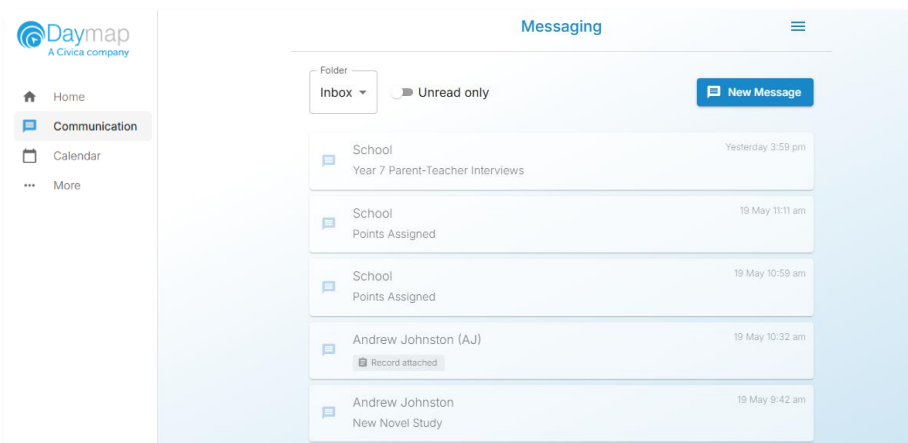
The screenshot displays the Daymap Connect Parent Portal interface. On the left, a sidebar contains navigation tabs: Home (highlighted with a red box), Communication, Calendar, and More. The main content area is titled 'Welcome back, Karen Akenfield' and shows the user is logged in as 'Loop High Build SA'. The interface is divided into two columns. The left column, 'School Notices', lists messages such as 'Class News: A trip to the Zoo' (12 May 1:21 pm), 'Class News: Year 7 Camp Choices' (2 Jan 1:25 pm), 'Newsletters: School Newsletter' (21 Nov 2024 3:11 pm), and 'Parent Notices: Parent Notice' (14 May 4:25 pm). Below this is a 'Coming Up' section with 'Week 4, Term 2' (19 May 12:00 am) and 'Yr12 Camp' (Today 9:00 am). The right column, 'Timeline', shows a list of events: 'Parent teacher interview' (Yesterday 4:03 pm), 'Year 7 interviews is now open for booking', 'Student Absence: Samantha was absent (Unexplained) from EnglishG during Period 3' (19 May 11:47 am), and 'Points added: Aaron was assigned 1 point' (19 May 11:11 am). A 'Load more' button is at the bottom of the timeline.

Reduced Access



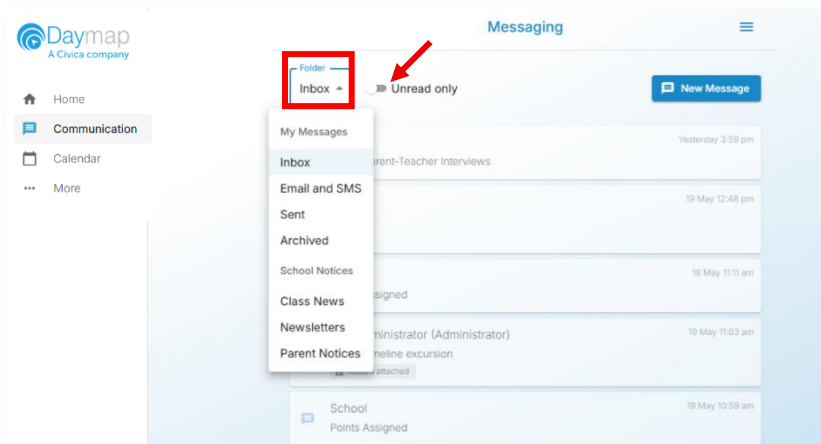
Communication

This shows all messages received and sent from the parent portal, enabling you to easily contact teachers about any issues of importance: excursions, reminders, personal matters etc. This is a fantastic tool to keep you up to date and aware of what's happening in your child's classroom. You are able to reply to received messages and receive email notifications on unread Daymap messages.



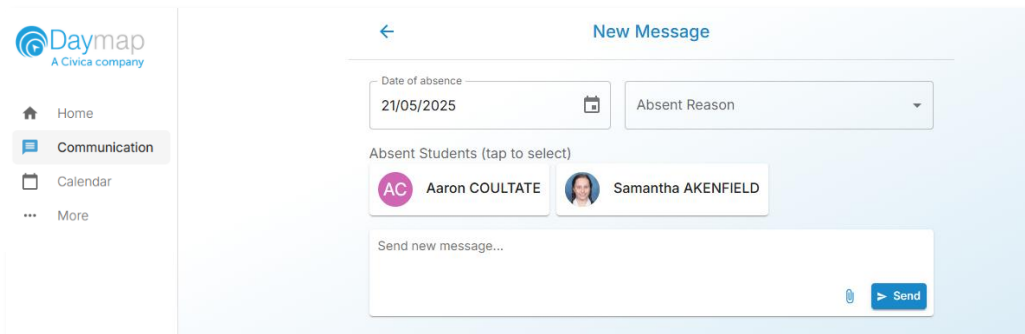
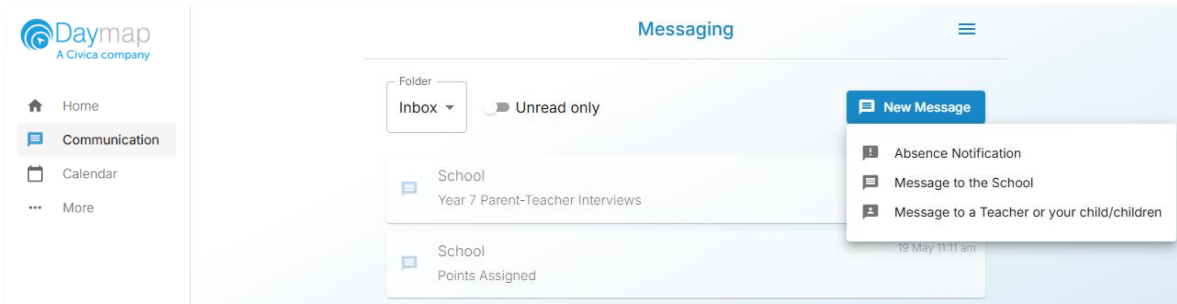
Use the **Folder** drop-down menu to switch between different message and school notice folders.

Enable the **Unread Only** filter to display only messages that haven't been read.



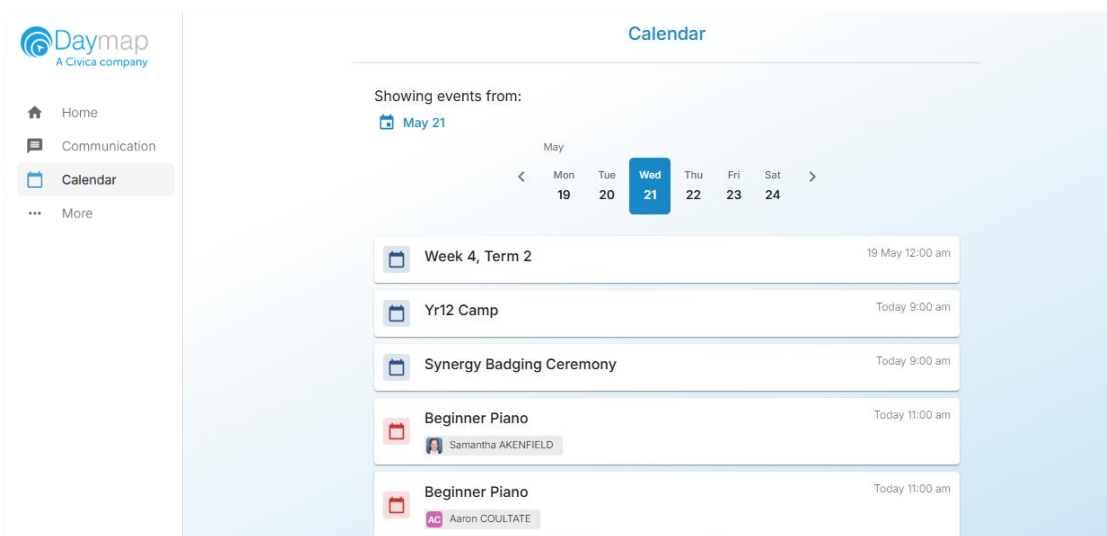
Absence Notifications

This function allows you to notify a student's absence from school. It enables the selection of the relevant student(s), the reason for absence, the date, and any additional notes or necessary attachments, such as a medical certificate.



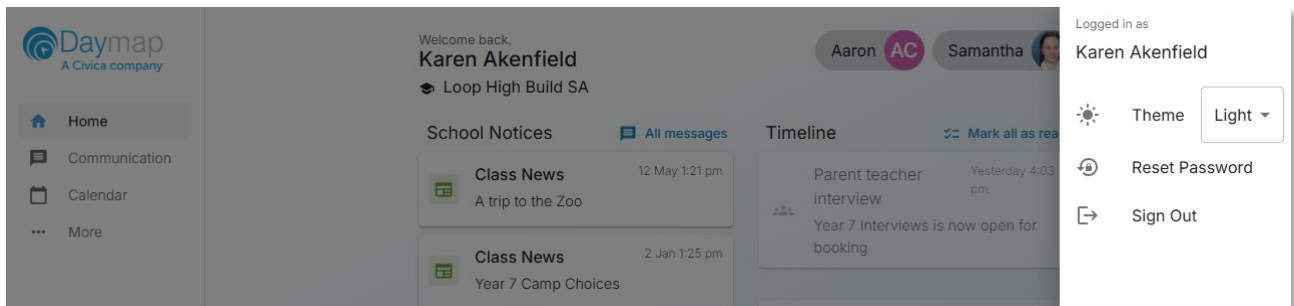
Calendar

This provides an overview of school and student events, such as upcoming school holidays, excursions and parent teacher interviews. The Calendar can be viewed by Day, Week, Month or Timeline.



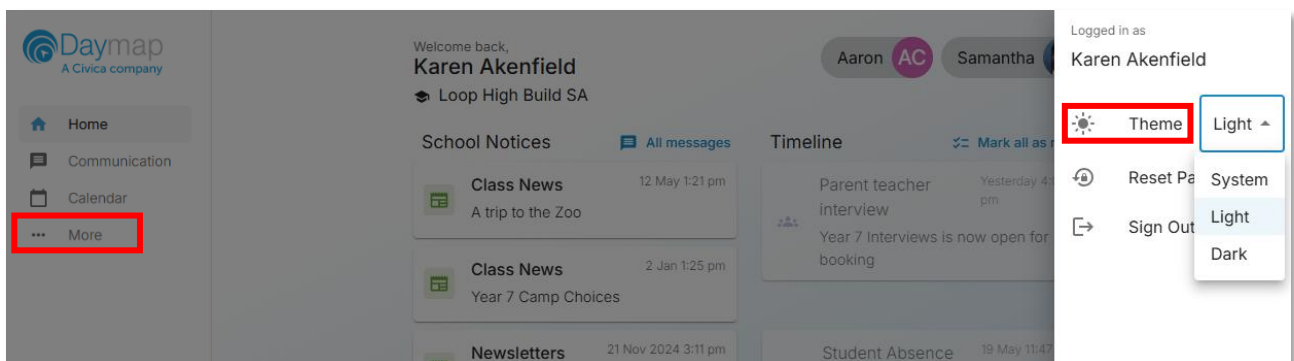
More

This provides options to change the site's **Theme**, **Reset Password**, and **Sign Out** of your account.



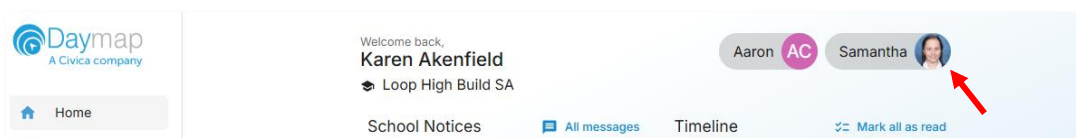
Dark/Light Mode

The Parent Portal can be used in dark mode, or light mode. Click on the icon to toggle between modes. Alternatively, selecting **System** will automatically match your device's current display settings.



Student Profile

From the Daymap Connect home tab, you can click on a child's name to view their student profile which provides more detailed information on their attendance, assessment and details. This assists you to keep track of your child's progress at school.



Home

The Home Tab displays a snapshot of student activity tasks and homework and any upcoming events. Student Activity is listed in chronological order, the school determines the types of information they will include here. All tasks and homework are shown with the set and due date. Upcoming events displays your child's timetable for the upcoming week.

The screenshot shows the student profile for Samantha Akenfield. The profile includes her name, code (AKER02), year (7), and house (GOLD). Key statistics are displayed: Grade Average (1), Positive Recognition this term (2), Late Pass (2), Points this term (20), and Points per year (20). A table lists her subjects and grades: French (C), Graphic Art (A), Geography (C), History (C), Math (C), and Phys. Ed. (C). Below this is a section titled 'Samantha's Timeline' with three entries: 'Student Absence' on 19 May 11:47 am (Samantha was absent from EnglishG during Period 3), 'Points added' on 19 May 11:11 am (Samantha was assigned 1 point), and another 'Student Absence' on 16 May 10:09 am (Samantha was absent from EnglishG during Period 6).

Timetable

This shows a daily calendar view of the student timetable and any additional events for the day.

Use the checkboxes on the right to filter the items you view when looking at the calendar. The buttons on top of the calendar allow you to change your view from week to month or day.

The screenshot shows the 'Timetable' page for Samantha Akenfield. It displays a calendar for May 26, 2023. The calendar shows the following events: 'Week 5, Term 2' at 12:00 am, 'Blue Monday' at 9:00 am, and two 'Graphic Art ATR' sessions at 9:00 am (Period 1) and 9:45 am (Period 2). The left sidebar shows navigation options: Profile, Timetable (selected), Schedule, Assessment, Attendance, Records, Reports, Attachments, and Daymap Points.

The screenshot displays the 'Timetable' section for user Samantha Akenfield. A date picker is open, showing a calendar for May 2025 with the 26th selected. The main timetable area shows a list of events for the selected date, including '26 May 12:00 am', '26 May 9:00 am', '26 May 9:00 am Period 1', '26 May 9:45 am Period 2', and '26 May 10:00 am'.

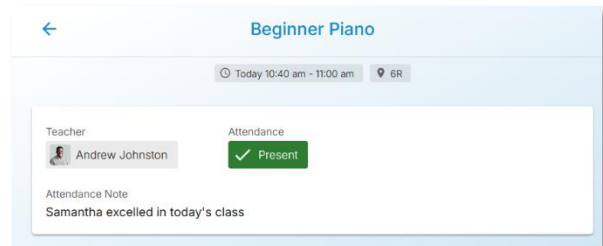
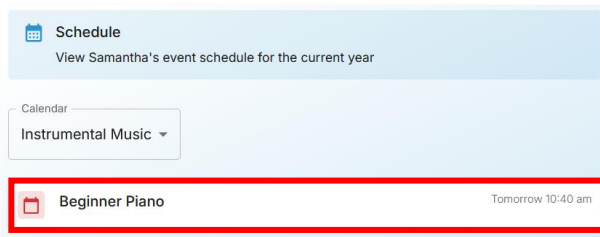
Schedule

This shows your child's upcoming schedule, detailing calendar events, excursions, tasks and scheduled classes.

Using the **Calendar** drop down will allow you to select and filter items based on their calendar type.

The screenshot displays the 'Schedule' section for user Samantha Akenfield. A 'Calendar' dropdown menu is highlighted with a red box. The main schedule area shows a list of events for the current year, including 'Week 4, Term 2' (19 May 12:00 am), 'Synergy Badging Ceremony' (Today 9:00 am), 'Yr12 Camp' (Today 9:00 am), and 'Beginner Piano' (Today 11:00 am).

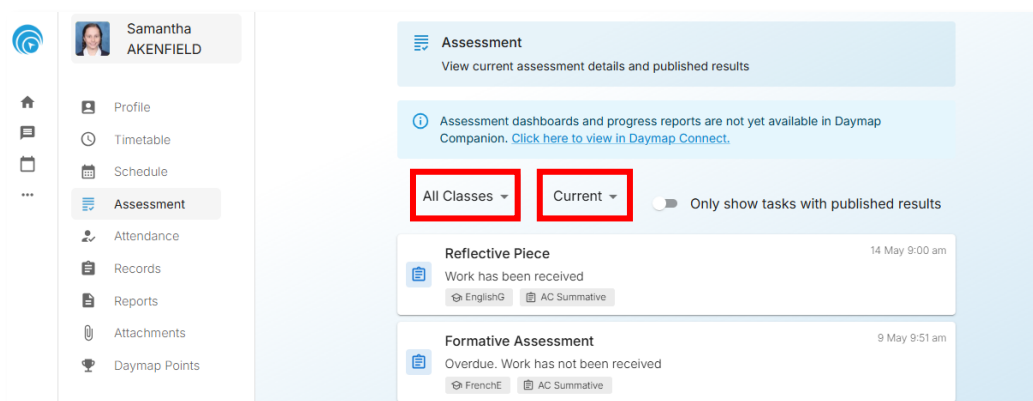
Scheduled classes can be selected, to view a detailed overview of each lesson, including key information such as the subject, teacher, scheduled time, attendance and notes.



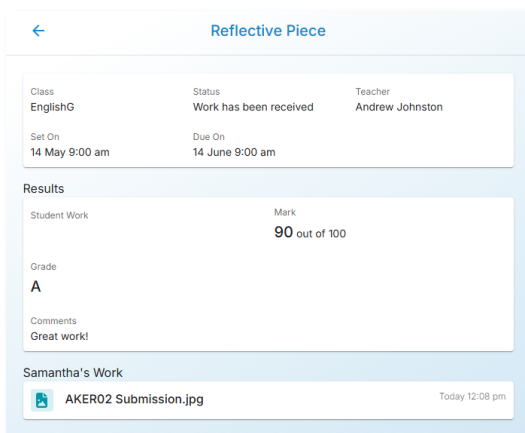
Assessment

This section provides an overview of your child's assessment. Depending on how your school is using Daymap, you may also see additional tabs for current tasks, completed tasks, the assessment schedule, and course outlines.

The **Classes** filter allows you to choose which tasks to display based on a specific class. The **Period** filter lets you select whether to view only current tasks, all tasks for the year, or all available tasks.



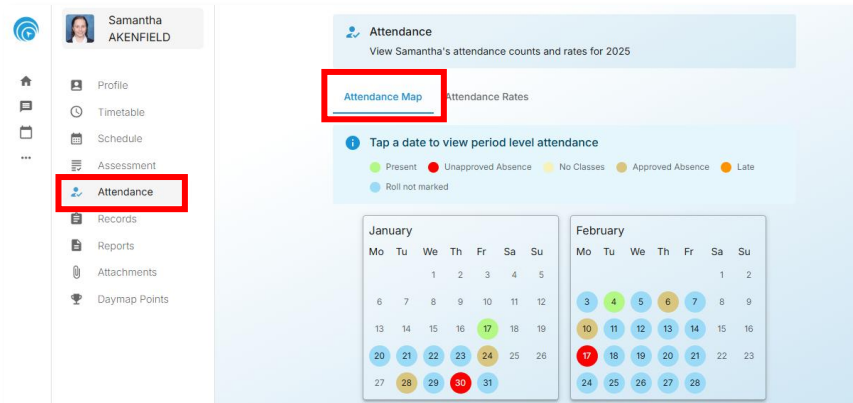
Clicking on a task will open a detailed view, including all relevant information and any attached files.



The **Course Outlines**, **Assessment Schedule**, and **Progress** data are being developed for the new Daymap Connect experience. To access, please refer to the old experience of Daymap Connect.

Attendance

Attendance presents a colour coded **Attendance Map**, displaying attendance levels across the calendar year.

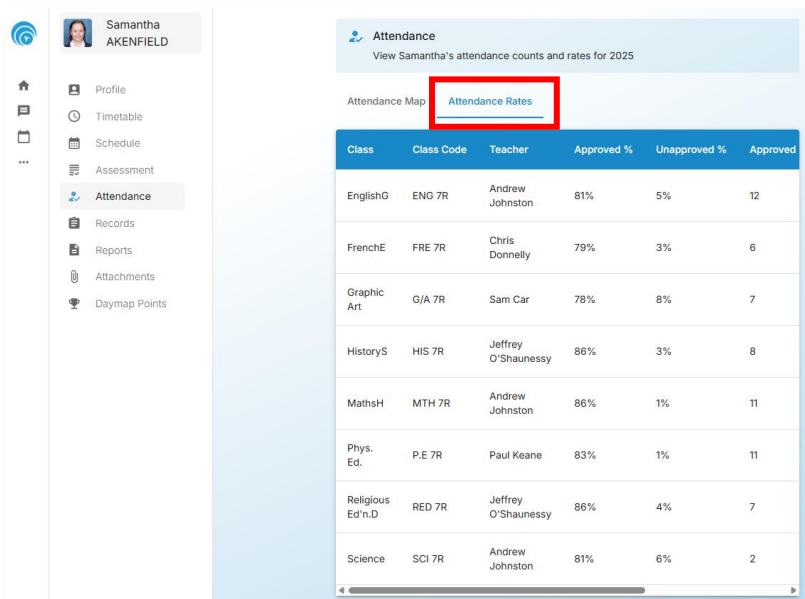


Clicking on a date will show the period level attendance for that day.

Thursday, January 30, 2025

- Period 1 MTH 7R: Unexplained U
- Period 2 P.E 7R: Unexplained U
- Period 3 RED 7R: Unexplained U
- Period 4 SCI 7R: Unexplained U
- Period 5 FRE 7R: Unexplained U
- Period 6 HIS 7R: Unexplained U

The **Attendance Rates** tab lists the attendance data for each individual class across the school year.



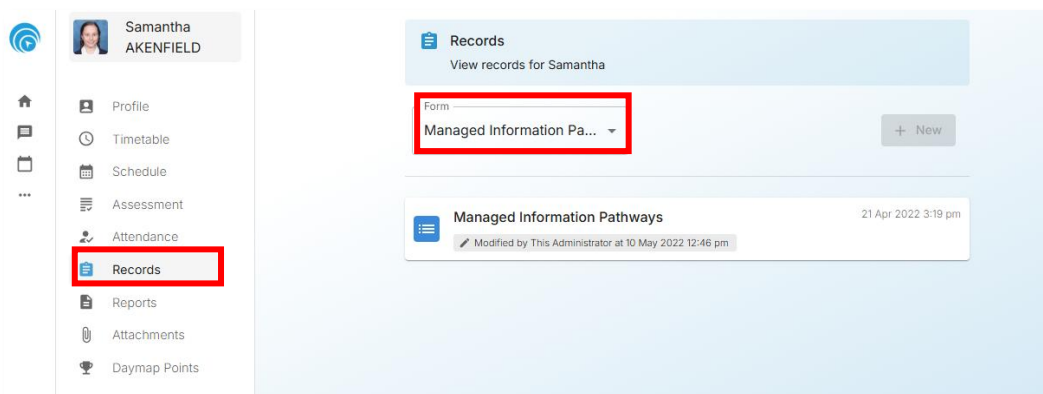
Attendance
View Samantha's attendance counts and rates for 2025

Attendance Map **Attendance Rates**

Class	Class Code	Teacher	Approved %	Unapproved %	Approved
EnglishG	ENG 7R	Andrew Johnston	81%	5%	12
FrenchE	FRE 7R	Chris Donnelly	79%	3%	6
Graphic Art	G/A 7R	Sam Car	78%	8%	7
HistoryS	HIS 7R	Jeffrey O'Shaunessy	86%	3%	8
MathsH	MTH 7R	Andrew Johnston	86%	1%	11
Phys. Ed.	P.E 7R	Paul Keane	83%	1%	11
Religious Ed'n.D	RED 7R	Jeffrey O'Shaunessy	86%	4%	7
Science	SCI 7R	Andrew Johnston	81%	6%	2

Records

Records can be selected by using the **Forms** drop-down option.



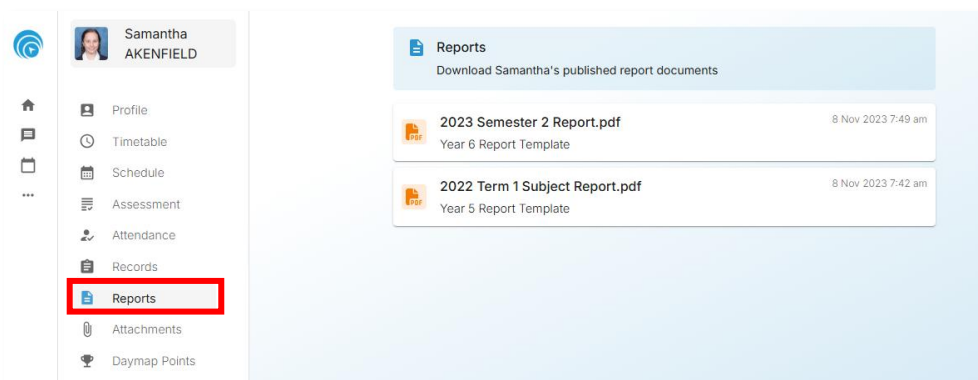
Records
View records for Samantha

Form
Managed Information Pa... + New

Managed Information Pathways 21 Apr 2022 3:19 pm
Modified by This Administrator at 10 May 2022 12:46 pm

Reports

The reports tab allows you to download and view reports that have been batched out to your child e.g academic reports, certificates etc.



Reports
Download Samantha's published report documents

2023 Semester 2 Report.pdf 8 Nov 2023 7:49 am
Year 6 Report Template

2022 Term 1 Subject Report.pdf 8 Nov 2023 7:42 am
Year 5 Report Template