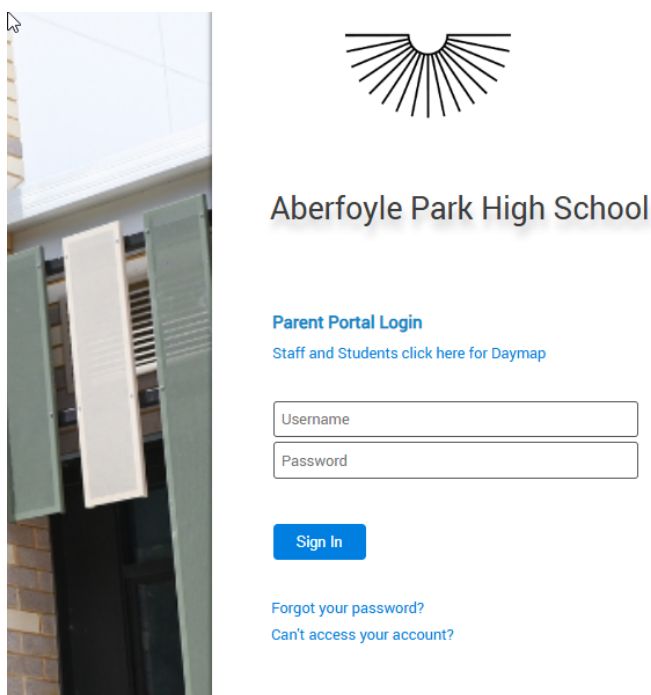


Daymap Connect is an extension of the Daymap Learning Management System. It is a Parent Portal and combines communication and student management, providing parents with access to key school and student information on their child's learning behaviour, progress and performance.

## Accessing Daymap Connect

Daymap Connect can be accessed using a login and password per parent (with the option to provide multiple logins). The easy-to-use system allows parents to access details for all their children enrolled in the school, anywhere and anytime.

The Daymap Connect log in screen is shown below. This can be found by going to the URL, <https://aphs.daymap.net/daymapconnect>



To create a new account as a new user, select the Can't access your account? option. Once prompted on the next screen, enter your email address (this must be the email registered at the school).

Once details have been entered, click on Reset Password. A username and password will be sent to your email account.

## Parent Password Reset

Enter the email address you have registered with the school. A link to set your password will be emailed to you.

Email

[Reset Password](#)

[Click here to log on to Daymap Connect](#)

## Daymap Connect

Depending on the way your school has configured it, it is possible that not all features and tabs will be visible to you. A reduced access mode prevents access to sensitive student information and might be used by the school if you have not completed any required identity checks.

Daymap Connect is navigated via the tabs on the left side of the window to view messages, a calendar of events, school notices and account details.

Schools can customise which tabs are used; therefore, your parent portal may not look exactly like the images below.

### Home

This is the main page of the Parent Portal. On this page you will see recent messages and upcoming events. Click on a student icon to access information specific to each student (please note: if you have reduced access, you will not see or be able to access individual student information.)

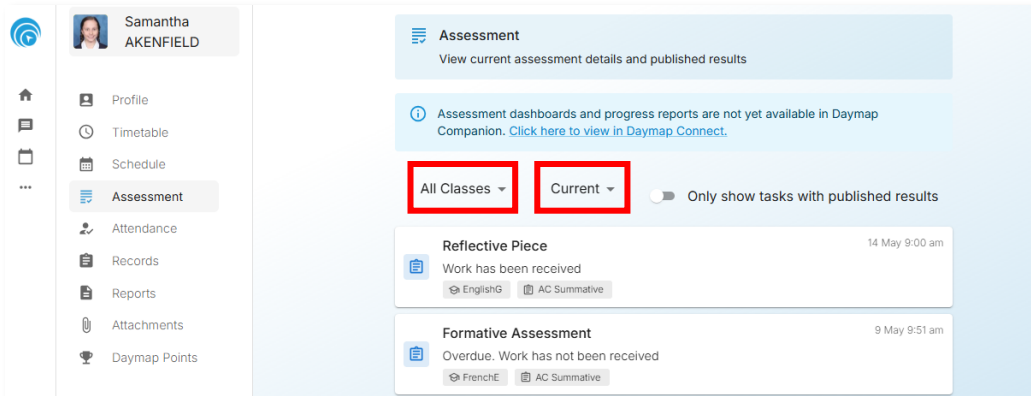
The screenshot shows the Daymap Connect Parent Portal Home page. The navigation menu on the left includes 'Home' (highlighted in a red box), 'Communication', 'Calendar', and 'More'. The main content area is divided into several sections:

- Welcome back, Karen Akenfield** (Loop High Build SA)
- School Notices** (All messages):
  - Class News: A trip to the Zoo (12 May 1:21 pm)
  - Class News: Year 7 Camp Choices (2 Jan 1:25 pm)
  - Newsletters: School Newsletter (21 Nov 2024 3:11 pm)
  - Parent Notices: Parent Notice (14 May 4:25 pm)
- Coming Up** (View calendar):
  - Week 4, Term 2 (19 May 12:00 am)
  - Yr12 Camp (Today 9:00 am)
- Timeline** (Mark all as read):
  - Parent teacher interview (Yesterday 4:03 pm)
  - Year 7 Interviews is now open for booking
  - Student Absence: Samantha was absent (Unexplained) from EnglishG during Period 3 (19 May 11:47 am)
  - Points added: Aaron was assigned 1 point (19 May 11:11 am)
  - Points added: Samantha was assigned 1 point (19 May 11:11 am)

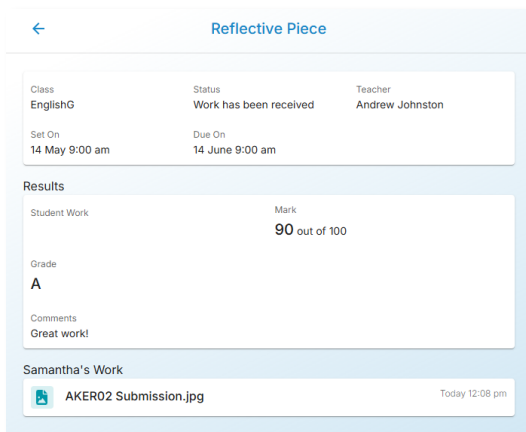
## Assessment

This section provides an overview of your child's assessment. Depending on how your school is using Daymap, you may also see additional tabs for current tasks, completed tasks, the assessment schedule, and course outlines.

The **Classes** filter allows you to choose which tasks to display based on a specific class. The **Period** filter lets you select whether to view only current tasks, all tasks for the year, or all available tasks.



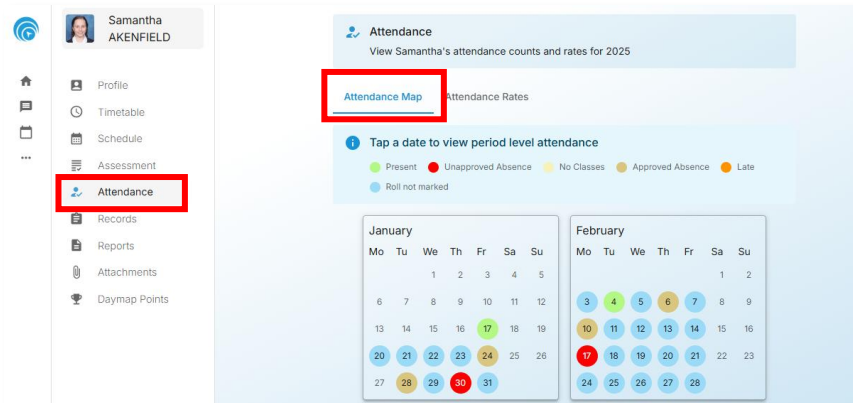
Clicking on a task will open a detailed view, including all relevant information and any attached files.



The **Course Outlines**, **Assessment Schedule**, and **Progress** data are being developed for the new Daymap Connect experience. To access, please refer to the old experience of Daymap Connect.

## Attendance

Attendance presents a colour coded **Attendance Map**, displaying attendance levels across the calendar year.

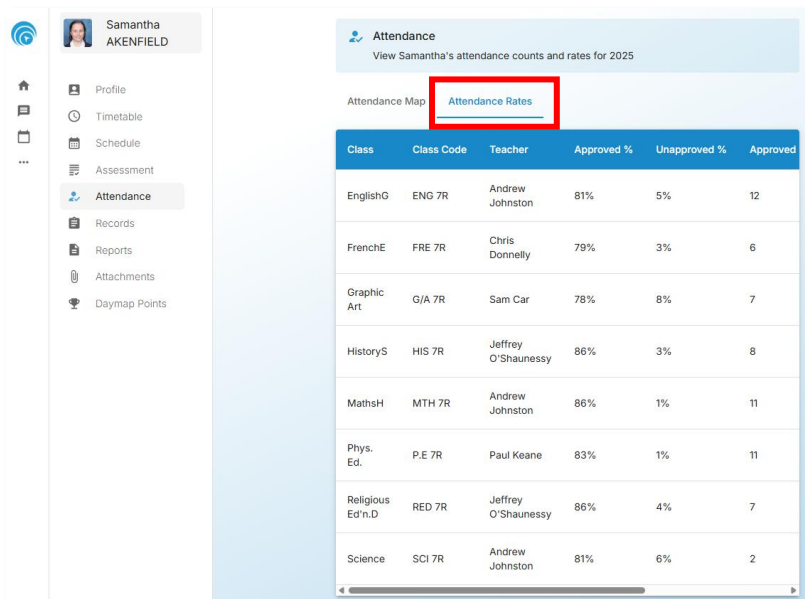


Clicking on a date will show the period level attendance for that day.

**Thursday, January 30, 2025**

- Period 1 MTH 7R: Unexplained U
- Period 2 P.E 7R: Unexplained U
- Period 3 RED 7R: Unexplained U
- Period 4 SCI 7R: Unexplained U
- Period 5 FRE 7R: Unexplained U
- Period 6 HIS 7R: Unexplained U

The **Attendance Rates** tab lists the attendance data for each individual class across the school year.



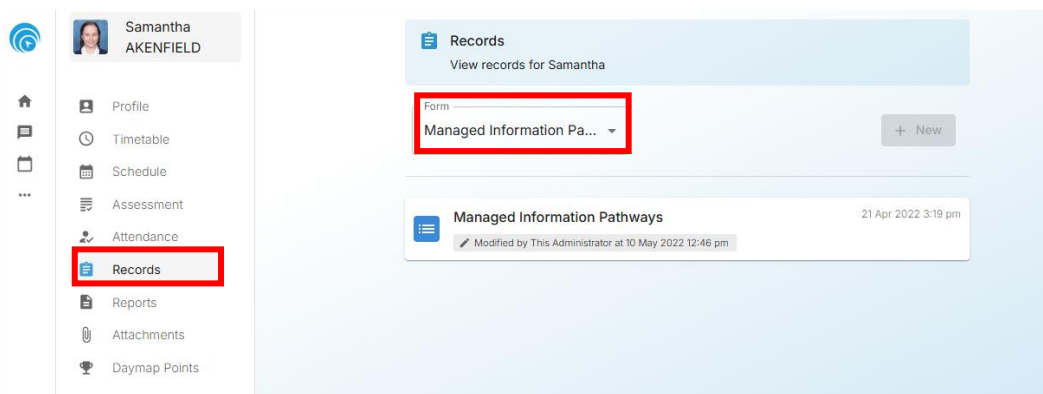
**Attendance**  
View Samantha's attendance counts and rates for 2025

Attendance Map **Attendance Rates**

Class	Class Code	Teacher	Approved %	Unapproved %	Approved
EnglishG	ENG 7R	Andrew Johnston	81%	5%	12
FrenchE	FRE 7R	Chris Donnelly	79%	3%	6
Graphic Art	G/A 7R	Sam Car	78%	8%	7
HistoryS	HIS 7R	Jeffrey O'Shaunessy	86%	3%	8
MathsH	MTH 7R	Andrew Johnston	86%	1%	11
Phys. Ed.	P.E 7R	Paul Keane	83%	1%	11
Religious Ed'n.D	RED 7R	Jeffrey O'Shaunessy	86%	4%	7
Science	SCI 7R	Andrew Johnston	81%	6%	2

## Records

Records can be selected by using the **Forms** drop-down option.



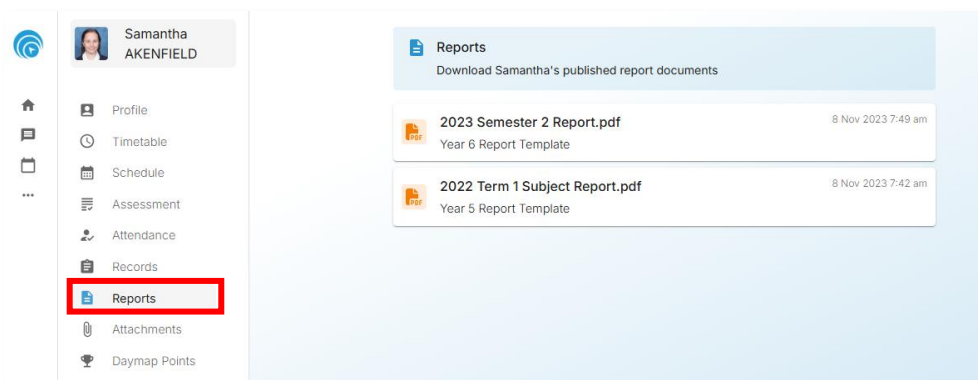
**Records**  
View records for Samantha

Form  
Managed Information Pa... + New

**Managed Information Pathways** 21 Apr 2022 3:19 pm  
Modified by This Administrator at 10 May 2022 12:46 pm

## Reports

The reports tab allows you to download and view reports that have been batched out to your child e.g academic reports, certificates etc.



**Reports**  
Download Samantha's published report documents

**2023 Semester 2 Report.pdf** 8 Nov 2023 7:49 am  
Year 6 Report Template

**2022 Term 1 Subject Report.pdf** 8 Nov 2023 7:42 am  
Year 5 Report Template